
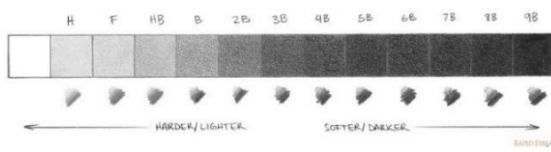







Art Subject Knowledge, Discipline and Vocabulary Year 5

Unit	Drawing	Painting	Sculpture
Prior Learning	<p>How are shadows and reflections created in drawings?</p> <ul style="list-style-type: none"> How to draw from first-hand experience. How to show light and shadows in drawings. How to select graded pencils for purpose. 	<p>How do you mix colours to match objects?</p> <ul style="list-style-type: none"> Mixing colours to match natural or man-made forms. 	<p>How can paper be used to create sculptures?</p> <ul style="list-style-type: none"> Paper maché and origami are two different techniques used to create sculptures. Sculptures can be shaped, formed, modelled and constructed out of paper.
National Curriculum Objectives	<ul style="list-style-type: none"> to create sketch books to record their observations and use them to review and revisit ideas to improve their mastery of art and design techniques, including drawing, painting and sculpture with a range of materials [for example, pencil, charcoal, paint, clay] about great artists, architects and designers in history. 		
Subject Knowledge	<p>How do architects and designers use drawing?</p> <ul style="list-style-type: none"> Know different grades of pencils 2H, HB, B, 2B, 4B & 6B and select these for purpose. Recall time periods, influences and key buildings of architects studied (Antoni Gaudi and Zaha Hadid) Antoni Gaudí decorated his city of Barcelona using his graphic and whimsical imagination. He liked to use colourful mosaics made of small ceramic tiles to create unique patterns on his sculptures. William Morris is an influential figure because he was a major contributor to traditional British textile arts and methods of production. Drawing can lead to jobs such as architecture, fashion designing, interior designer and illustration. 	<p>How do you create moods in paintings?</p> <ul style="list-style-type: none"> Demonstrate a secure knowledge of primary, secondary, complementary, warm and cold and contrasting colours Know how hues are created using water colours Know about the life and work of David Hockney and where he got his inspirations from Know about the life of Piet Mondrian and where he got his inspirations from Know how to create a mood painting through use of colour and application. 	<p>How can wire be used create sculptures?</p> <ul style="list-style-type: none"> Understand the properties of different types of wire Know techniques to create sculptures out of wire. <p style="text-align: center;">Bend, Shape, Twist, Braid</p> <p>Know about the life of Anthony Gormley</p> 

			
<p>Subject Discipline</p>	<ul style="list-style-type: none"> • Select appropriate drawing materials (graded pencils) • Draw from first-hand observation and from source material. • Make small studies from observation using viewfinders to focus on selected parts. • Create pen studies to exploit the linear quality of the designs. <p>Study famous architects and designers and experiment with some of these styles,</p>	<ul style="list-style-type: none"> • Develop a painting from drawing • Carry out preliminary studies, trying out different media, materials and mixing appropriate colours • Mix and match colours to objects in the natural or manmade forms • Experiment with different colours that represent moods. • Paint from imagination and observation • Discuss personal influences in the world around them and use these as inspiration to paint freely 	<ul style="list-style-type: none"> • Explore wire as a medium for sculptures. • Use aluminium wire to create sculptures • Shape, form, model and construct using wire • Use tools safely • Explore and experiment with other forms of sculpture
<p>Vocabulary</p>	<p>Architect- a person trained in the art and science of building design who develop the concepts for structures and turn those concepts into images and plans.</p> <p>Architecture- he art or practice of designing and constructing buildings.</p> <p>Design- an outline, sketch, or plan of the form and structure of a work of art.</p> <p>Designers- a person who plans the look or workings of something prior to it being made, by preparing drawings or plans.</p> <p>Viewfinder- a simple device that allows you to isolate or “crop” a scene within a rectangular area.</p> <p>First-hand observation- when you look at surroundings and you draw what you see first.</p>	<p>Complementary colours- This particular colour scheme draws from two colours on the opposite side of the colour wheel.</p> <p>Warm colours — such as red, yellow, and orange; evoke warmth because they remind us of things like the sun or fire. Warm colours are said to advance towards you as if they are jumping out of the painting.</p> <p>Cool colours — such as blue, green, and purple (violet); evoke a cool feeling because they remind us of things like water or grass. Cool colours are said to recede into the background, meaning that they move away from the viewer.</p>	<p>Bend Shape Twist Braid Join Create</p>

Secondary source images - material produced by others. e.g artefacts, photographs, film, video or web-based material.

Inspiration- Inspiration is a feeling of enthusiasm you get from someone or something, which gives you new and creative ideas.

Artist Link

Antoni Gaudí Architect and artist



Zaha Hadid
Architect and artist



William Morris
Textile designer



David Hockney



Piet Mondrian



Antony Gormley



Alexander Calder

